


MEBA
sawing solutions.

MEBASwing


The smart choice for all-purpose bandsawing.



Machine Data Sheet

MEBASwing	320 G-HSS	405 DG
	320 DG	

MEBASwing bandsaws support their operator individually: Different cross-sections, materials and often changing mitre cuts are processed easily. They are the smart choice for all-purpose bandsawing and are remarkable in ergonomic, easy handling and precision.



MEBASwing 320 G-HSS, 320 DG, 405 DG

Technical Data

320 G-HSS	
type	semi automatic
90°	Ø 325 500x300
45° rh	Ø 300 300x300
30° rh	Ø 200 200x200
motor	3 kW AC
saw blade	4200x34x1,1 mm
saw blade speed	15–150 m/min.
length of remaining piece without bundle clamp	manual: 60 mm automatic: –
length of remaining piece with bundle clamp	manual: 165 mm automatic: –
max. material size with bundle clamp	Ø 325 500x300 mm
shortest Ø	5 mm
dimensions (LxWxH)	1250x2050x1280 mm
working height	750 mm
weight	910 kg

320 DG	
type	semi automatic
45° lh	Ø 300 300x300
90°	Ø 325 500x300
45° rh	Ø 300 300x300
30° rh	Ø 200 200x200
motor	3,0 kW AC
saw blade	4200x34x1,1 mm
saw blade speed	15–150 m/min.
length of remaining piece without bundle clamp	manual: 85 mm automatic: –
length of remaining piece with bundle clamp	manual: 260 mm automatic: –
max. material size with bundle clamp	Ø 320 320x300 mm
shortest Ø	5 mm
dimensions (LxWxH)	1450x2350x1350 mm
working height	750 mm
weight	1100 kg

Standard equipment

- Fast adjustment of mitre by scale
- The swivel is directly above the intersection of the saw blade and the fix vice jaw so that there is a datum measuring point which does not change with the mitre angle
- Manual material clamping. Material is always clamped at 90° regardless of the angle to be cut
- Stepless cutting pressure regulation through weight of the heavy and rigid saw frame and the fine tuning depending on cross-section by hydraulic damping cylinder
- Integrated chip collection tray
- Saw blade drive stops after ended cut
- Precise saw blade carbide roller guidance

Additional standard equipment:


- MEBA power package "HSS"
Hydraulic lifting (**H**) and lowering (**S**) of the saw frame. Hydraulic clamping (**S**) of the material.
- Powerful, frequency-controlled saw blade drive

Additional standard equipment 320 DG, 405 DG:

- Unique, patented double-mitre system: Rotating table avoids sawing up of the material support
Material is always clamped rectangular and close to the saw blade.
- MEBA power package "HSS"
Hydraulic lifting (**H**) and lowering (**S**) of the saw frame. Hydraulic clamping (**S**) of the material. Incl. stepless, hydraulic cutting pressure- and feed control. Display of lowering speed by scale. Display of cutting pressure by manometer. Rapid lowering of the saw frame by button until material edge

Extended standard equipment 405 DG:

- Free standing control panel



405 DG	
type	semi automatic
45° lh	Ø 300 300x300
90°	Ø 410 620x410
45° rh	Ø 360 420x360
30° rh	Ø 300 300x300
motor	3,0 kW AC
saw blade	5000x34x1,1 mm
saw blade speed	15–150 m/min.
length of remaining piece without bundle clamp	manual: 60 mm automatic: –
length of remaining piece with bundle clamp	manual: 260 mm automatic: –
max. material size with bundle clamp	Ø 320 320x400 mm
shortest Ø	5 mm
dimensions (LxWxH)	1450x2450x1420 mm
working height	750 mm
weight	1300 kg

